

Technical Data Sheet



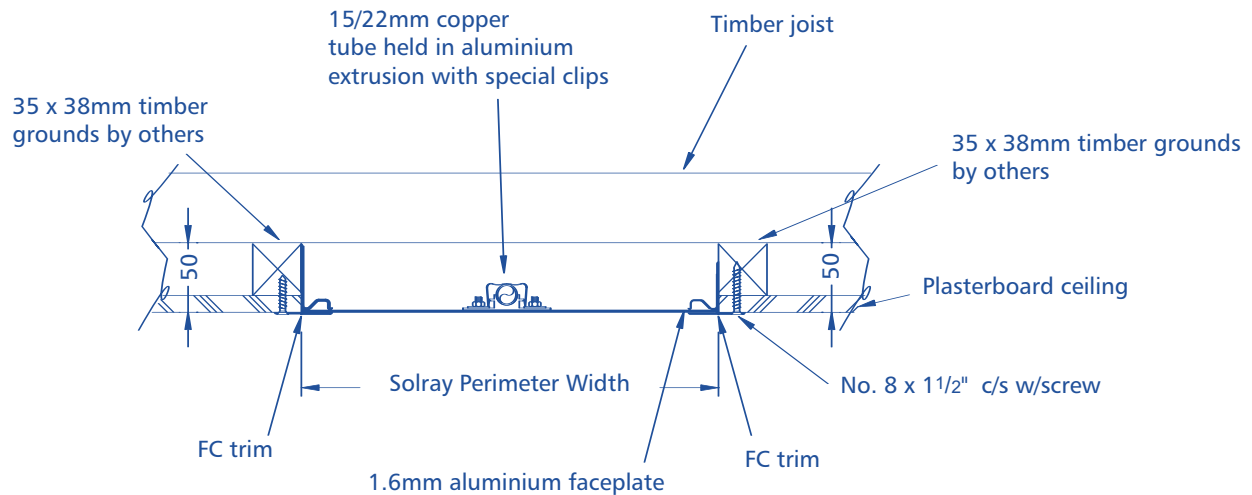
Radiant Heating & Cooling Panels

Solray Recessed ND1530:FF

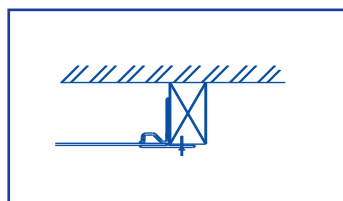
150mm - 300mm Wide

Flush Fitting, Aluminium Faceplate

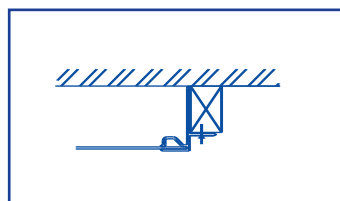
Data Sheet 2-6



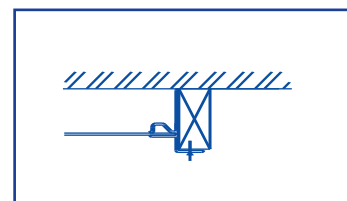
Typical Section Detail



WITH FC TRIM



WITH RC TRIM



WITH DC TRIM

Alternative Trims

NOTES

Panels finished in a primer for final painting on site by others with the first coat being applied prior to installation, or in a factory applied textured powdercoat to any standard colour.

Panels insulated with 50mm glass fibre class 'o' backed mattress.

Wall trims mill finished for final painting on site by others.

Wall trim fixed with No.7 x 1 1/4" countersunk wood screws.

Connections to be 75mm long copper tails. Timber grounds by others to be level, straight & securely fixed. Mass of 300mm Solray Perimeter is 4.2kg/m.

COMYN CHING & CO. (SOLRAY) LTD

SOLRAY WORKS, MANILLA STREET, DOCKLANDS, LONDON E14 8LG

TEL: 020 7987 8787 FAX: 020 7987 9898

WWW.SOLRAY.CO.UK E-MAIL: SALES@SOLRAY.CO.UK